



USER GUIDE
DOCUMENT OF HEALTH
MONITORING
APPLICATION
for TGTWREIS

Table of Contents

Web Admin application features	3
Dashboard tab:	3
Health Records	3
School Search.....	4
Student Search	4
User Management	6
Navigating the User Management Page.....	6
Key Elements:.....	7
User List Table:.....	7
Edit Action:.....	7
Reports	8
Reports Section User Guide.....	8
Navigating the Reports Menu	8
Report Types:.....	8
Region wise report	9
Using the Reports Menu:.....	10
District wise report	10
Using the Reports Menu:.....	10
School wise report	11
Using the Reports Menu:.....	11
Sick Boarder wise report	11
Key Features.....	12
Performing a Search	12
Actions on Data.....	12
Data Table	12
Death wise report.....	13
Key Features and Filters	13
Report Data Table	13
Not Reported Cumulative wise report.....	14

Not Reported Info.....	15
Principal Approved.....	15
Sick Room details	16
Reported Info	17
HCC Reviewed Report.....	18
Comparison chart.....	19
FAQ/ Emergency Contacts.....	20

TGTWEIS Health Monitoring application - Admin Management Portal

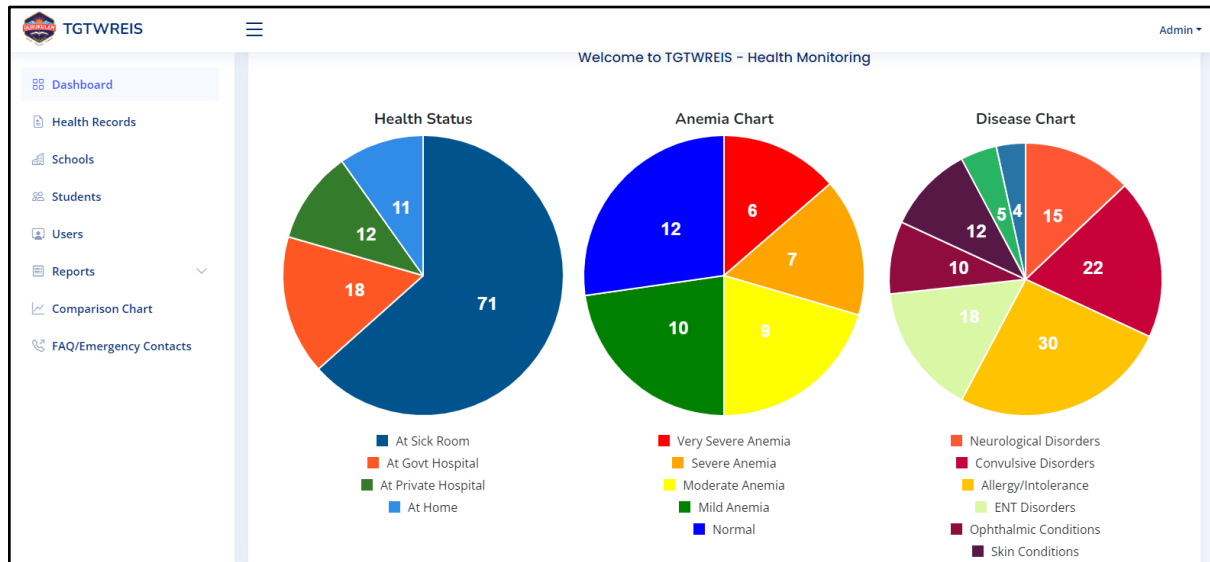
Web Admin application features

Dashboard tab:

Dashboard is the data displayed cumulatively from all schools/institutions in the form of pie charts. Pie chart gives a quick snapshot of the overall data with detailed breakdowns and proportional distribution of data elements so that stakeholders can quickly have a look and take appropriate action/measures immediately.

Here the dashboard covers overall health status, anaemia chart, disease chart so that the Health control centre keeps track of the health status, disease check

Other key data metrics captured on single screen to give valuable insights for stakeholders of Gurukulam Health Command Centre HCC, Tribal Welfare Secretary & Principal secretary for constant audit and reporting compliance.



Health Records

Health Records section covers the student health record search by filter i.e., Student Name/ID, Select Region,

Health Records

Search By Student Code/Name Select Region Select School Select District

From Date * To Date * Request Type Status

Student Code	Student Name	School Name	Class	Section	Parent Contact No.	Under Treatment	Status	Created	Actions
10264954	Jadav Soundarya	1616--TSTWRS KALHER(GIRLS)	M.P.C-II YEAR	Section A	8333925391	At Sick Room	Pending	17-09-2024 11:41 AM	
2981932	Khola Poorna	1616--TSTWRS KALHER(GIRLS)	CLASS 10	Section B	8008311242	At Sick Room	Pending	17-09-2024 11:39 AM	
10257852	yerukala Sowjanya	1616--TSTWRS KALHER(GIRLS)	CLASS 6	Section B	9000389986	At Sick Room	Pending	17-09-2024 11:37 AM	
10278819	Mood Harshitha Chouhan	1616--TSTWRS KALHER(GIRLS)	M.P.C-II YEAR	Section A	9440045709	At Private Hospital	Pending	17-09-2024 11:31 AM	
10277486	KOTNAKA ARUN KUMAR	2302-TSTWRS(B) ADILABAD	A AND T-II YEAR	Section A	8309828389	At Sick Room	Pending	16-09-2024 04:15 PM	
10257808	Karre Aradhana	1616--TSTWRS KALHER(GIRLS)	CLASS 6	Section B	9951719306	At Sick Room	Pending	16-09-2024 12:37 PM	
10575505	Byagari Bhagyavati	1616--TSTWRS KALHER(GIRLS)	CLASS 5	Section A	9951276532	At Sick Room	Pending	16-09-2024 12:35 PM	
10574885	Munoth Manasa	1616--TSTWRS KALHER(GIRLS)	CLASS 9	Section B	9014581412	At Sick Room	Pending	16-09-2024 12:30 PM	

School Search

User can filter schools by region

Schools

Search By School Name/School Code Select Region

School Code	School Name	Region	District	Category	Institute Type
3107	TSTWRDC Siricilla(G)	KARIMNAGAR	Rajanna	G	RDC
3106	TSTWRDC Karimnagar(B)	KARIMNAGAR	Karimnagar	B	RDC
2016	2016--TSTWRS MANALA(GIRLS)	KARIMNAGAR	Rajanna	G	RS
1715	1715-TSTWRJC Manthani	KARIMNAGAR	Peddapalli	G	RJC
1713	1713--TSTWRS SIRIRCILLA TOWN(GIRLS)	KARIMNAGAR	Rajanna	G	RS
1709	1709-MG- ODDILINGAPUR	KARIMNAGAR	Jagityal	G	MINI-GURUKULAM
1708	1708-MG- MALLAPUR	KARIMNAGAR	Jagityal	G	MINI-GURUKULAM
1707	1707-MG- DHARMARAM	KARIMNAGAR	Peddapalli	G	MINI-GURUKULAM

Student Search

Student list is populated in this section, user can list out the students by region, by school name.

This section helps the admin to search a particular student by student name, ID

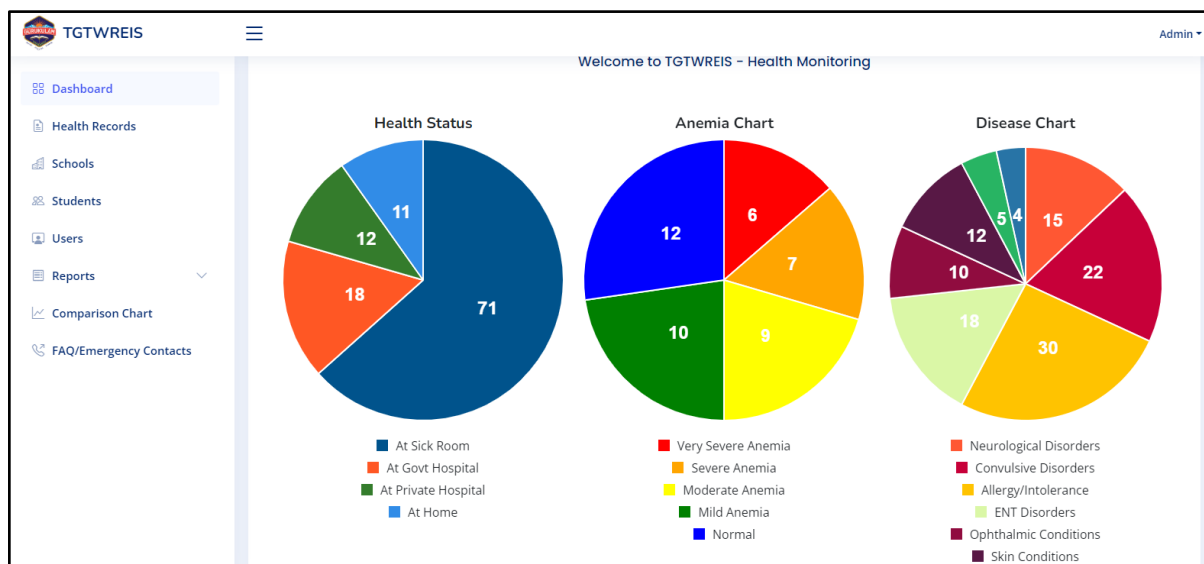
Students

Search By Student Name/Student ID Select Region Select School

Student ID	Student Name	School Name	Class	Section	Adhaar No
10588467	AGABOINA SAGAR	3125-TGTWRDC(B) ASHOK NAGAR	B.SC-MPC-III YEAR	Section A	425953710726
10588498	BANOTHU VAMSI KRISHNA	3125-TGTWRDC(B) ASHOK NAGAR	B.SC-MPC-III YEAR	Section A	737951216653
10588510	BANOTH VENKATESH	3125-TGTWRDC(B) ASHOK NAGAR	B.SC-MPC-III YEAR	Section A	328935877410
10588526	BANOTH ABHITH RAJ	3125-TGTWRDC(B) ASHOK NAGAR	B.SC-MPC-III YEAR	Section A	504393389783
10588543	CHAWAN AVINASH	3125-TGTWRDC(B) ASHOK NAGAR	B.SC-MPC-III YEAR	Section A	409442137084
10589267	GUGULOTH MOHAN	3125-TGTWRDC(B) ASHOK NAGAR	B.SC-MPC-III YEAR	Section A	723665417536
10589271	MUDAVATH RAKESH	3125-TGTWRDC(B) ASHOK NAGAR	B.SC-MPC-III YEAR	Section A	863922364240
10589438	SABAVATH RAJASHEKAR	3125-TGTWRDC(B) ASHOK NAGAR	B.SC-MPC-III YEAR	Section A	954753438342
10589446	PENDOR NITHESH	3125-TGTWRDC(B) ASHOK NAGAR	B.SC-MPC-III YEAR	Section A	997191041987
10589484	PAWAR PARAMESHWAR	3125-TGTWRDC(B) ASHOK NAGAR	B.SC-MPC-III YEAR	Section A	289865080103
10589510	P RAJUYADAV	3125-TGTWRDC(B) ASHOK NAGAR	B.SC-MPC-III YEAR	Section A	350845134408

Page 1 of 3,305, showing 20 records out of 66,081 total < 1 2 3 4 5 6 7 8 9 10 > >>

TGTWREIS Health Command Centre Login



GHCC login is provided for Gurukulam Health Command centre to monitor cases individually and guide the appropriate ANM/Staff Nurse / Principal as and when required.

Keep track of critical cases keep the data of the students handy, this GHCC login provides the views and options where GHCC admin can closely monitor and coordinate with ANM, Principal in case of any uncertain situations.

GHCC can add valid remarks to each Health records and this data is reflected in the HCC reviewed Reports section.

GHCC has administrative edit rights and conduct data audit for the ANM/Principal as when required.

The screenshot shows the 'Edit Health Record' page for a user named THIPOLLA SAI CHARAN. The page is divided into several sections:

- Chief Complaint:** A section with a grid of health metrics:

Height	Weight	Fever	Chills
6	85	No	No
Rash	Fever Body pains	Swelling	Deficiencies
No	No	No	Yes
Pain			
No			
Present Condition	Informed to Parent	Request Type	Assigned Teacher
Sick	No	At Sick Room	ak
- Created Date:** 20-09-2024 05:23 PM
- Remarks by GHCC:** A text input field for entering remarks.
- Buttons:** 'Save' (blue) and 'Cancel' (yellow) buttons at the bottom.

User Management

This section of the application allows administrators to view, manage, and add users to the system. It provides a table with user details such as Username, Name, Role, and Actions, with options to search, reset filters, and add new users.

The screenshot shows the 'Users' management page. At the top, there is a search bar labeled 'Search By Name/Username/Role' with 'Search' and 'Reset' buttons. To the right, it says 'Total - 23' and a '+ Add New User' button. Below the search bar is a table of users:

Username	Name	Role	Actions
knr_principal	KNR Principal	Principal	Edit
health_command_center	Gurukulam Health Command Center	GHCC	Edit
medak_region	Medak Region Head	Regional Head	Edit
devarakonda_principal	Devarakonda Principal	Principal	Edit
devarakonda_anm	Devarakonda ANM	Nurse	Edit
kalher_principal	Kalher Principal	Principal	Edit
kalher_anm	Kalher ANM	Nurse	Edit
jangammet_principal	Jangammet Principal	Principal	Edit
jangammet_anm	Jangammet ANM	Nurse	Edit

At the bottom right, there is a pagination control showing 'Page 1 of 2, showing 20 records out of 23 total' with navigation arrows and page numbers 1 and 2.

Navigating the User Management Page

The User Management page displays a list of users along with their details:

- **Username:** The unique identifier of the user.
- **Name:** The actual name of the user.
- **Role:** The user's designated role in the system (e.g., Principal, Nurse, etc.).
- **Actions:** The options available for managing each user (e.g., Edit user details).

Key Elements:

1. Search Bar:

- Located at the top of the table.
- Allows you to search for users by their Username or Role.
- To use: Enter a search term in the input field and click the green **Search** button.

2. Reset Button:

- Located next to the Search button.
- Resets the search filter and reloads the full list of users.
- To use: Click the yellow **Reset** button to clear the search results.

3. Add New User Button:

- Found in the top-right corner of the user table.
- Allows administrators to add new users to the system.
- To use: Click the **+ Add New User** button to open the user creation form.

User List Table:

This table displays user information and management actions.

● Columns in the table:

- **Username:** Lists each user's system login identifier.
- **Name:** Displays the full name of the user.
- **Role:** Shows the role assigned to each user (e.g., Principal, Nurse, etc.).
- **Actions:** An edit icon (pencil) is available in this column for each user to modify their details.

Edit Action:

To edit a user's information:

1. Click the blue **Edit** button (pencil icon) in the **Actions** column corresponding to the user you wish to modify.
2. This will open the user detail page where you can update their information.

Reports

Reports Section

The Reports section allows users to generate various types of reports based on specific criteria such as region, district, school, and other parameters. This section is useful for viewing detailed data about the system, user activities, and incidents.

Navigating the Reports Menu

This menu provides several report generation options, which are categorised to help users retrieve the information they need efficiently. Below is a breakdown of the available report types:

Report Types:

1. Regional Wise:

- Generates reports based on regional data.
- Useful for getting a broad overview of activities and data across different regions.

2. District Wise:

- Focuses on district-level reporting.
- Helps in analysing data specific to individual districts.

3. School Wise:

- Provides reports at the school level.
- Useful for administrators who need to track performance or issues in specific schools.

4. Sick Boarder Wise:

- Generates reports about students who are sick or in the sickroom.
- This helps monitor the health status of boarding students.

5. Death Report:

- This report tracks any death incidents in the system.
- Important for maintaining records related to critical incidents.

6. Not Reported Cumulative:

- Shows cumulative data on users or entities that have not yet reported the health records in the system.
- Helps identify gaps in reporting compliance.

7. Not Reported Info:

- Lists specific instances where users or schools have failed to report.
- Useful for tracking no submissions and taking appropriate action.

8. Principal Approved:

- Provides a list of health records that have been approved by school principals.
- Useful for verifying which reports have passed the approval stage.

9. Sickroom Details:

- Shows sickroom details of students with image attachment of sick room uploaded by staff nurse/ANMs and approved by principal
- Useful for healthcare monitoring and reporting.

10. Reported Info:

- Lists all reports that have been successfully submitted.
- Helps in ensuring that all necessary data has been reported.

11. HCC Reviewed Report:

- Displays reports that have been reviewed by the Health Command Centre (HCC).
- Useful for tracking the status of health-related reports and reviews.

Key Benefits of the Reports:

- Provides comprehensive insights across various levels (regional, district, school).
- Helps in tracking health-related data such as sick boarders and death reports.
- Ensures that data is properly reported and approved by respective authorities.
- Enables quick access to critical reports for decision-making.

Region wise report

Regional Wise

Region Name	No of Boarders	At Sick Room	At Govt Hospital (PHC/AH/CHC/Dist Hospital/Other)	At Private Hospital	At Home
ADILABAD	7	4	1	2	0
KARIMNAGAR	0	0	0	0	0
KHAMMAM	7	5	0	2	0
MAHABOONNAGAR	0	0	0	0	0
MEDAK	27	25	1	1	0
NALGONDA	2	1	0	1	0
NIZAMABAD	0	0	0	0	0
RANGAREDDY	12	8	4	0	0
WARANGAL	1	0	1	0	0
Total	56	43	7	6	0

Using the Reports Menu:

- To generate a report: Simply click on the desired report type. Depending on the report, you may be prompted to enter specific details (such as region, school, or date range) before the report is generated.
- Expanding/Collapsing the menu: The Reports menu can be expanded or collapsed by clicking the arrow icon next to the "Reports" heading, allowing users to show or hide the list of report types.

District wise report

District Wise

From Date * To Date * Search Export Reset

District Name	No of Borders	At Sick Room	At Govt Hospital (PHC/AH/CHC/Dist Hospital/Other)	At Private Hospital	At Home
Adilabad	6	3	1	2	0
Bhadradri	2	0	0	2	0
Gadwal	0	0	0	0	0
Jagityal	0	0	0	0	0
Jangaon	0	0	0	0	0
Jayashankar	0	0	0	0	0
Kamareddy	0	0	0	0	0
Karimnagar	0	0	0	0	0
Khammam	5	5	0	0	0
Komuram Bheem	1	1	0	0	0
Mahabubnagar	0	0	0	0	0

Using the Reports Menu:

- To generate a report: Simply click on the desired report type. Depending on the report, you may be prompted to enter specific details (such as region, school, or date range) before the report is generated.
- Expanding/Collapsing the menu: The Reports menu can be expanded or collapsed by clicking the arrow icon next to the "Reports" heading, allowing users to show or hide the list of report types.

School wise report

School Wise

From Date * To Date * Select Region

Name of the Institute	No of Boarders fell sick	No of Boarders Recovered	No of Boarders Death	No of Boarders Under Treatment	At Sick Room	At Govt Hospital (PHC/AH/CHC/Dist Hospital/Other)	At Private Hospital	At Home
1505-TGTWRS(G)DEVARAKONDA	1	0	0	1	1	0	0	0
1521--TGTWRS KONDAMALLEPALLY(GIRLS)	1	0	0	0	0	0	1	0
1602-TGTWRS(B) NARASAPUR	5	2	0	3	5	0	0	0
1616--TGTWRS KALHER(GIRLS)	22	0	0	22	20	1	1	0
1815-TGTWRJC PVTG HAYATH NAGAR	2	0	0	2	2	0	0	0
1902-TGTWURJC MAHABABUBABAD(GIRLS)	1	0	0	1	0	1	0	0
2112-TGTWRS(B) DAMMAPETA	1	1	0	0	0	0	1	0
2129--TGTWRS CHANDRUGONDA(GIRLS)	1	1	0	0	0	0	1	0

Using the Reports Menu:

- To generate a report: Simply click on the desired report type. Depending on the report, you may be prompted to enter specific details (such as region, school, or date range) before the report is generated.
- Expanding/Collapsing the menu: The Reports menu can be expanded or collapsed by clicking the arrow icon next to the "Reports" heading, allowing users to show or hide the list of report types.

Sick Boarder wise report

Sick Boarder Wise

From Date * To Date * Select Region Select School Select District

Request Type Health Condition

Name of the Institution	Name of Boarder	Class	Date of Fell Sick	Requested Type	Condition	Remark
1602-TGTWRS(B) NARASAPUR	CHAWAN SWETHA	CLASS 9	2024-09-12	At Sick Room	Sick	shantha
1602-TGTWRS(B) NARASAPUR	MUDAVATH JAGAN NAIK	CLASS 10	2024-09-12	At Sick Room	Sick	shantha
1616--TGTWRS KALHER(GIRLS)	Ramavath Sandhya	B.I.P.C-II YEAR	2024-09-12	At Govt Hospital	Sick	
2401--TGTWRS JANGAMET(GIRLS)	JATAVATH SHRUTHI HASINI	CLASS 5	2024-09-12	At Govt Hospital	Sick	blessy
2401--TGTWRS JANGAMET(GIRLS)	PURRE SRIVANI	B.I.P.C-I YEAR	2024-09-12	At Govt Hospital	Sick	blessy
2401--TGTWRS JANGAMET(GIRLS)	AMGOTH MAHALAXMI	B.I.P.C-I YEAR	2024-09-12	At Govt Hospital	Sick	blessy
2401--TGTWRS JANGAMET(GIRLS)	CHAVAN MOUNIKA	B.I.P.C-I YEAR	2024-09-12	At Govt Hospital	Sick	blessy
2302-TGTWRS(B) ADILABAD	BANOTH SAI CHARAN	CLASS 6	2024-09-10	At Sick Room	Death	
2302-TGTWRS(B) ADILABAD	BASWAR RAMCHARAN	C.G.A-II YEAR	2024-09-09	At Sick Room	Recovered	Taken to sick room
2302-TGTWRS(B) ADILABAD	RATHOD NITHIN	A AND T-I YEAR	2024-09-05	At Private Hospital	Recovered	
2302-TGTWRS(B) ADILABAD	THIPOLLA SAI CHARAN	CLASS 5	2024-09-05	At Govt Hospital	Death	

Key Features

1. **Date Filters:** You can specify the date range for the reports by entering a start date ("From Date") and an end date ("To Date").
2. **Region, School, and District Filters:** These dropdown menus allow you to narrow down the search results based on specific regions, schools, or districts.
3. **Request Type and Health Condition Filters:**
 - **Request Type:** This dropdown allows you to filter records based on the type of request (e.g., All, At Sick Room, At Govt Hospital).
 - **Health Condition:** You can filter the records based on the health condition of the boarder.

Performing a Search

- Fill in any necessary filters to tailor your search.
- Click on the **Search** button to retrieve records based on the specified criteria.

Actions on Data

- **Export:** You can export the data displayed in the table. This is useful if you need to analyse the data in a spreadsheet or keep a record outside this system.
- **Reset:** Resets all the filters to their default settings, allowing you to start a new search without manually clearing each field.

Data Table

The table displays detailed information about each sick boarder:

- **Name of the Institution:** The institution where the boarder is registered.
- **Name of Boarder:** The name of the student or individual.
- **Class:** The class or year group of the boarder.
- **Date of Fell Sick:** The date when the boarder was reported sick.
- **Requested Type:** Where the care was requested (e.g., At Sick Room, At Govt Hospital).
- **Condition:** The health condition reported.
- **Remark:** Any additional notes or remarks about the condition or situation.

This user interface seems designed to efficiently manage and track health conditions across various boarding institutions, making it easier to monitor and respond to the health needs of students.

Death wise report

Death Report

From Date * To Date *

Name of the Institution	Name of Boarder	Date	Reason	Report of Principal/nurse	Remark
2302-TGTWRS(B) ADILABAD	Kudmetha Avaraj	N/A	testing	No death reports available	tes
2308-TGTWRS(B) ECHODA	JADHAV RAHUL	2024-08-29	stomach pain	No death reports available	asadqwd
2305-TGTWRS(G) ECHODA	Gedam Mounika	2024-08-23	testing	No death reports available	asadqwd
2302-TGTWRS(B) ADILABAD	Kudmetha Telangrao	N/A	fever	No death reports available	ererer
2302-TGTWRS(B) ADILABAD	Kursenga Vinod kumar	N/A	test date	No death reports available	rter
2302-TGTWRS(B) ADILABAD	Athram Gurucharan	N/A	test date time	No death reports available	qweqrf qwrqwr
2302-TGTWRS(B) ADILABAD	Rathod Venkatesh	2024-09-01	esrfwer	No death reports available	ewwew
2302-TGTWRS(B) ADILABAD	DUGGI CHANDRAKANTH	2024-09-02	test date time	No death reports available	dsssssssss

Key Features and Filters

Date Filters

From Date and To Date:

These fields allow you to specify the date range for the report. Enter the starting date and ending date to filter records within the given range. Both fields are mandatory for running the search.

Action Buttons

Search:

After selecting the date range, click this button to display the relevant death reports.

Export:

This button allows you to export the current view of the death report table into a file format (typically CSV or Excel) for further use or sharing.

Reset:

This button resets all the filters, clearing the date range and any other selection, allowing you to start a fresh search.

Report Data Table

Once a search is performed, the table below will populate with relevant data. The columns displayed include:

1. Name of the Institution

The institution where the boarder (student) was registered.

2. Name of Boarder

The name of the student or individual.

3. Date

The date when the death occurred or was reported. If the date is not available, it will show "N/A."

4. Reason

The reason for the death, such as "stomach pain," "fever," or other causes listed.

5. Report of Principal/Nurse

This field shows any reports or notes provided by the principal or nurse. In many cases, it might indicate if no death report is available.

6. Remark

Any additional notes or comments related to the report are displayed in this field.

Not Reported Cumulative wise report

Not Reported Information								
From Date *		To Date *		Select Region	Select School			
18-09-2024		18-09-2024		Select a Region	Select a School	Search	Export	Reset
S.No	Name of the Institution	Date	Not Reported by ANM/Staff Nurse	Not Reported by Principal				
1	1401-TGTWRS(PTG-B) MANNANOOR	2024-09-18	YES	YES				
2	2227--TGTWRS MAHABUBABAD(BOYS)	2024-09-18	YES	YES				
3	2219-MG- GOVINDAPUR	2024-09-18	YES	YES				
4	2220-MG- MARIPEDA	2024-09-18	YES	YES				
5	2221-MG- MULUGU	2024-09-18	YES	YES				
6	2222-MG- POCHAPUR	2024-09-18	YES	YES				
7	2225--TGTWRS MULUG(BOYS)	2024-09-18	YES	YES				
8	2226--TGTWRS KESAMUDRAM(GIRLS)	2024-09-18	YES	YES				
9	2228--TGTWRS PALAKUTHY(GIRLS)	2024-09-18	YES	YES				
10	2210-TGTWRCOE(CO) WARANGAL	2024-09-18	YES	YES				
11	2229--TGTWRS PARVATHGIR(GIRLS)	2024-09-18	YES	YES				

Date Filters

From Date and To Date:

These fields allow you to specify the date range for the report. Enter the starting date and

ending date to filter records within the given range. Both fields are mandatory for running the search.

- Shows cumulative data on users or entities that have not yet reported the health records in the system.
- Helps identify gaps in reporting compliance.

Not Reported Info

Not Reported Information								
From Date *		To Date *		Select Region	Select School			
15-08-2024		18-09-2024		Select a Region	Select a School	Search	Export	Reset
S.No	Name of the Institution	Date	Not Reported by ANM/Staff Nurse	Not Reported by Principal				
1	1401-TSTWRS(PTG-B) MANNANOR	2024-08-15	YES	YES				
2	2129--TSTWRS CHANDRUGONDA(GIRLS)	2024-08-15	YES	YES				
3	1426--TSTWRS KOTHUR(BOYS)	2024-08-15	YES	YES				
4	2116-TSTWRSCOE(CO) BHADRACHALAM	2024-08-15	YES	YES				
5	TSTWRDC SHADNAGAR(G)	2024-08-15	YES	YES				
6	1811--TSTWRS PARGI(GIRLS)	2024-08-15	YES	YES				
7	1427--TSTWRS MAHABUBNAGAR(GIRLS)	2024-08-15	YES	YES				
8	2126-MG- PINAPAKA	2024-08-15	YES	YES				
9	TSTWRDC Siricilla(G)	2024-08-15	YES	YES				
10	1429-TSTWRS KALOOR(G)	2024-08-15	YES	YES				
11	1810-TSTWRJC-IIT RAJENDRANAGAR	2024-08-15	YES	YES				

- Lists specific instances where users or schools have failed to report.
- Useful for tracking no submissions and taking appropriate action.

Principal Approved

This report gives information about the number of cases approved & acknowledged by the principal.

This will ensure transparency and accountability of the principal.

Approved by Principal

From Date * To Date * Select Region

Name of the Institute	Principal Approved
1505-TGTWRS(G)DEVARAKONDA	1
1521--TGTWRS KONDAMALLEPALLY(GIRLS)	1
1602-TGTWRS(B) NARASAPUR	2
1616--TGTWRS KALHER(GIRLS)	2
1815-TGTWRJC PVTG HAYATH NAGAR	2
1902-TGTWURJC MAHABABUBABAD(GIRLS)	1
2112-TGTWRS(B) DAMMAPETA	1
2129--TGTWRS CHANDRUGONDA(GIRLS)	1
2302-TGTWRS(B) ADILABAD	38
2305-TGTWRS(G) ECHODA	4
2308-TGTWRS(B) ECHODA	1







Date Filters

From Date and To Date:

These fields allow you to specify the date range for the report. Enter the starting date and ending date to filter records within the given range. Both fields are mandatory for running the search.

- Provides a list of health records that have been approved by school principals.
- Useful for verifying which reports have passed the approval stage.

Sick Room details

Sickroom Details				
From Date *		To Date *		
<input type="text" value="03-09-2024"/>	<input type="text" value="18-09-2024"/>	<input type="button" value="Search"/>	<input type="button" value="Reset"/>	
Name of the Institution	Sick Room	Uploaded Date	Status	Approved Date
2302-TGTWRS(B) ADILABAD		05-09-2024 05:45 PM	Pending	
2302-TGTWRS(B) ADILABAD		09-09-2024 05:14 PM	Approved	09-09-2024 05:19 PM
1616--TGTWRS KALHER(GIRLS)		13-09-2024 10:35 AM	Pending	
2302-TGTWRS(B) ADILABAD		13-09-2024 10:41 AM	Approved	13-09-2024 10:42 AM
1505-TGTWRS(G)DEVARAKONDA		13-09-2024 12:39 PM	Pending	
TGTWRDC Karimnagar(B)		16-09-2024 11:27 AM	Approved	16-09-2024 11:33 AM

Date Filters

From Date and To Date:

These fields allow you to specify the date range for the report. Enter the starting date and ending date to filter records within the given range. Both fields are mandatory for running the search.

- Shows sickroom details of students in sick room image uploaded by staff nurse/ANMs and approved by principal
- Useful for healthcare monitoring and reporting.
- On clicking on the image, then after the image is displayed in full screen.

Reported Info

Reported Information													
From Date *		To Date *		Select Region		Select School				<input type="button" value="Search"/>		<input type="button" value="Reset"/>	
<input type="text"/>	<input type="text"/>	<input type="text"/>	<input type="text"/>	<input type="text" value="Select a Region"/>		<input type="text" value="Select a School"/>							
S.No	Name of the Institution	Date	Reported by ANM/Staff Nurse					Reported by Principal					
			9 AM	10 AM	11 AM	12 PM	Others	9 AM	10 AM	11 AM	12 PM	Others	
1	2302-TGTWRS(B) ADILABAD	2024-09-05						YES					
2	2302-TGTWRS(B) ADILABAD	2024-09-09						YES					YES
3	1616--TGTWRS KALHER(GIRLS)	2024-09-13			YES								
4	2302-TGTWRS(B) ADILABAD	2024-09-13			YES					YES			
5	1505-TGTWRS(G)DEVARAKONDA	2024-09-13						YES					
6	TGTWRDC Karimnagar(B)	2024-09-16				YES						YES	
7	2302-TGTWRS(B) ADILABAD	2024-09-16						YES					YES

Date Filters

From Date and To Date:

These fields allow you to specify the date range for the report. Enter the starting date and ending date to filter records within the given range. Both fields are mandatory for running the search.

- Lists all reports that have been successfully submitted.
- Helps in ensuring that all necessary data has been reported.

HCC Reviewed Report

Health Command Center Reviewed Report		
From Date *	To Date *	Select Region
<input type="text" value="11-09-2024"/>	<input type="text" value="18-09-2024"/>	<input type="text" value="Select a Region"/>
<input type="button" value="Search"/> <input type="button" value="Export"/> <input type="button" value="Reset"/>		
Name of the Institute	No of Boarders fell sick	No of Boarders Reviewed By HCC
1505-TGTWRS(G)DEVARAKONDA	1	0
1602-TGTWRS(B) NARASAPUR	3	0
1616--TGTWRS KALHER(GIRLS)	38	2
1815-TGTWRJC PVTG HAYATH NAGAR	2	0
2302-TGTWRS(B) ADILABAD	4	0
2401--TGTWRS JANGAMET(GIRLS)	6	0
TGTWRDC Karimnagar(B)	1	0
Total	55	2

HCC Reviewed Report:

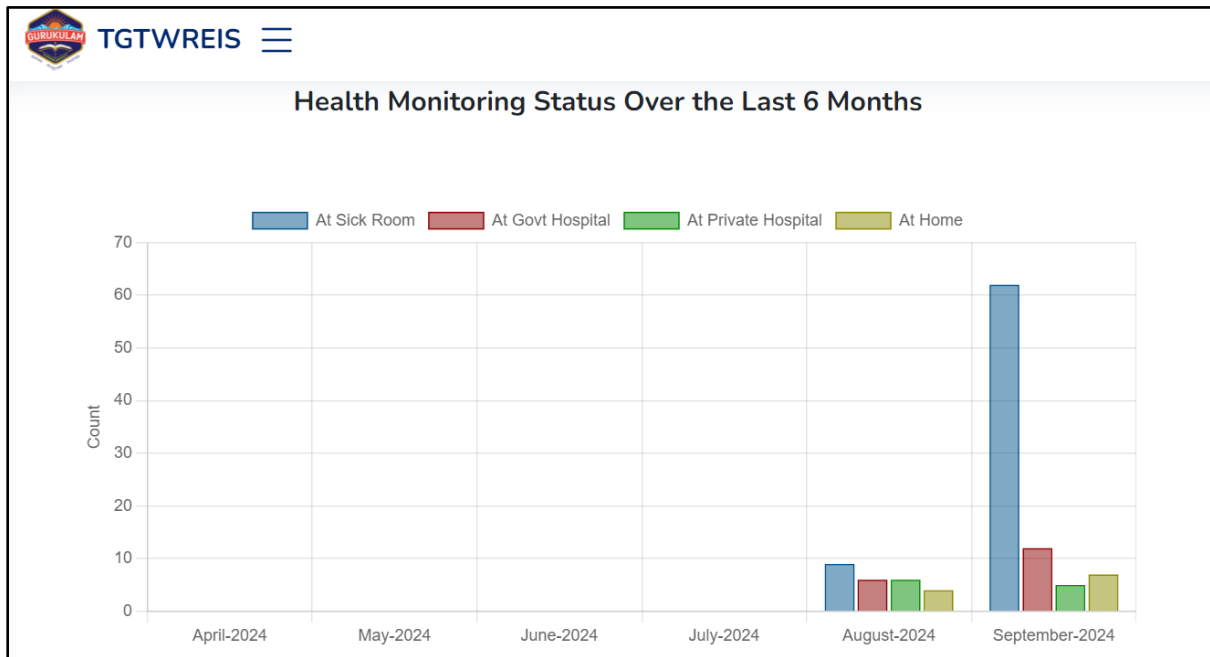
Date Filters

From Date and To Date:

These fields allow you to specify the date range for the report. Enter the starting date and ending date to filter records within the given range. Both fields are mandatory for running the search.

- Displays reports that have been reviewed by the Health Command Centre (HCC).
- Useful for tracking the status of health-related reports and reviews.

Comparison chart



The above screenshot appears to show a bar chart illustrating the health monitoring status over the last six months.

Here are some observations and insights based on the chart:

1. **Data Categories:** The chart tracks where individuals were monitored or treated, differentiated by colours:

Blue: At Sick Room

Red: At Govt Hospital

Green: At Private Hospital

Yellow: At Home

2. **Trends Over Time:**

April to August 2024: The counts for each category are relatively low and stable across these months.

September 2024: There is a significant spike in the number of individuals monitored "At Sick Room" which dramatically exceeds the counts from previous months.

3. **Further Analysis & Possible Data Interpretations:**

The sudden increase in September for the Sick Room count might suggest an outbreak or an increased need for onsite medical attention during this period. It might

be useful to investigate what might have caused this spike, such as seasonal health issues, an epidemic, or changes in health monitoring policies.

The consistent but low utilisation of government and private hospitals might suggest that most health issues are being managed effectively at the initial level of care (sick room) or at home without requiring hospitalisation.

- I. **Correlation with Events or Changes:** Check if there were any events in September that could have contributed to the spike, such as seasonal changes, outbreaks, or institutional events like sports meets.
- II. **Healthcare Access and Policy:** Review if there were any changes in healthcare policies or access to services in September that might have influenced these trends.

This chart effectively visualises the distribution of health monitoring locations over a six-month period, highlighting significant variations that might warrant further investigation or action from health administrators

FAQ/ Emergency Contacts

